

Knights Set Shift Plan

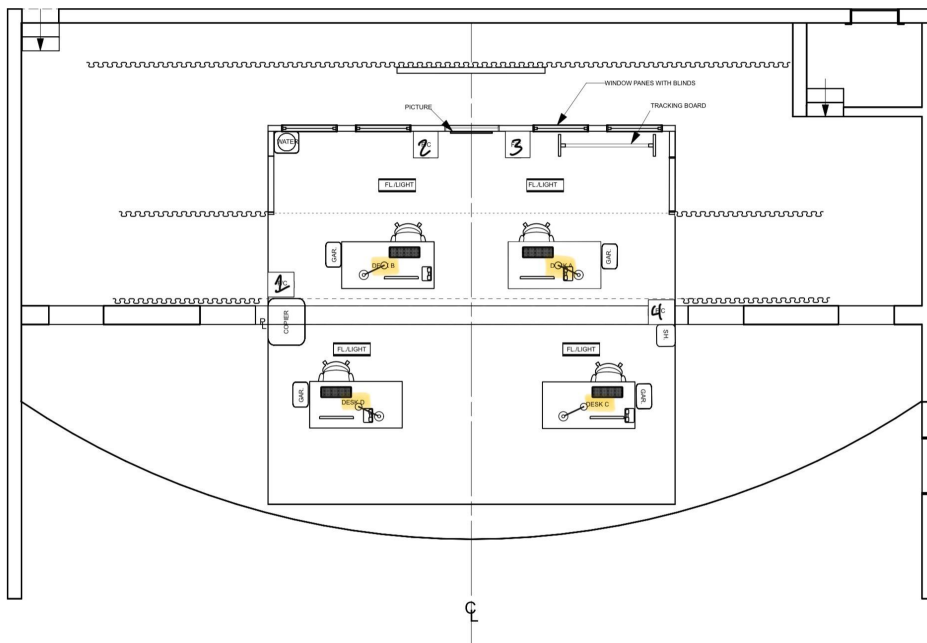
Key

Note: Desk items refers to	Starting Position	SP		
Everything on desk other than	Filing Cabinet	F/C		
Lamps, and Phones	Trash Can	T/C		

PROPS PRESET - NAME	STARTING POSITION	WHO
Desk Dressing	On top of Desks	All Props Crew
Craig's Book	At Upstage Left Desk (A)	Charity
Castle Desk Ornament	At Upstage Left Desk (A)	Charity
Big Ol' Sharpie	At Downstage Right Desk (D)	Alyssa
Small Red Notebook	Under Downstage Right Desk (D)	Alyssa
Large Red Notebook	Inside FC 1, top drawer	Alyssa
Wipes — Cake Cleanup	Under Downstage Left Desk (C)	Priscilla
Trash Bag Liner	In Downstage Left T/C	Priscilla
Obituary	Inside File on Downstage Left Desk (C)	Priscilla
2 Water Balloons (Pink & Yellow)	Inside FC 1, top drawer	Charity
Mouthwash Station Check	Check SL(?) Wing	All Props Crew

Starting Position

VECTORWORKS EDUCATIONAL VERSION

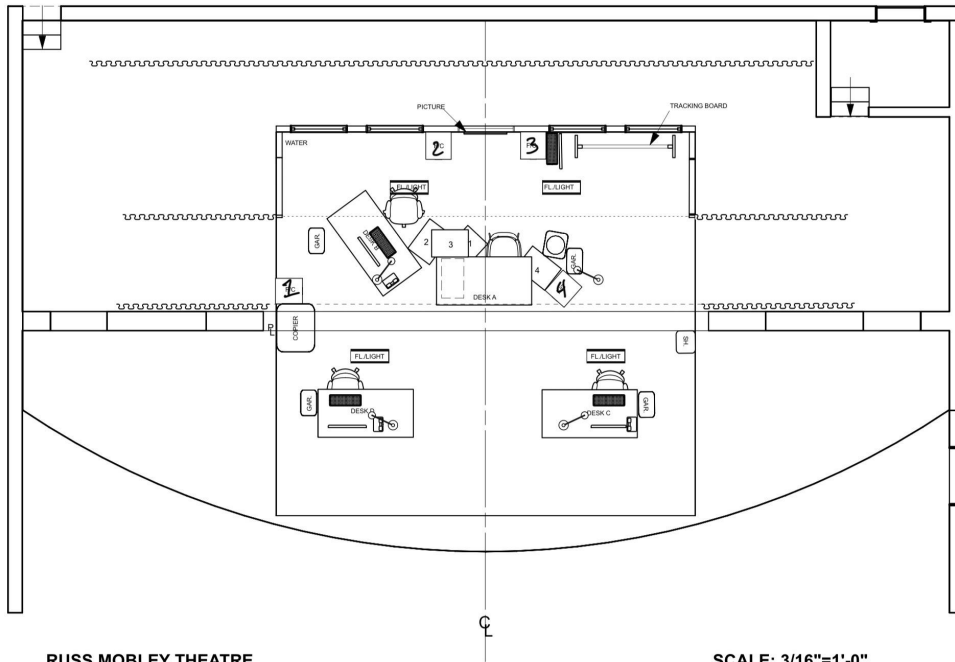


RUSS MOBLEY THEATRE
KNIGHTS OF THE SALES OFFICE
GROUNDPLAN #1

SCALE: 3/16"=1'-0"

Shift 1 - Scene 2 into Scene 3

VECTORWORKS EDUCATIONAL VERSION



**RUSS MOBLEY THEATRE
KNIGHTS OF THE SALES OFFICE
GROUNDPLAN #1B**

SCALE: 3/16"=1'-0"

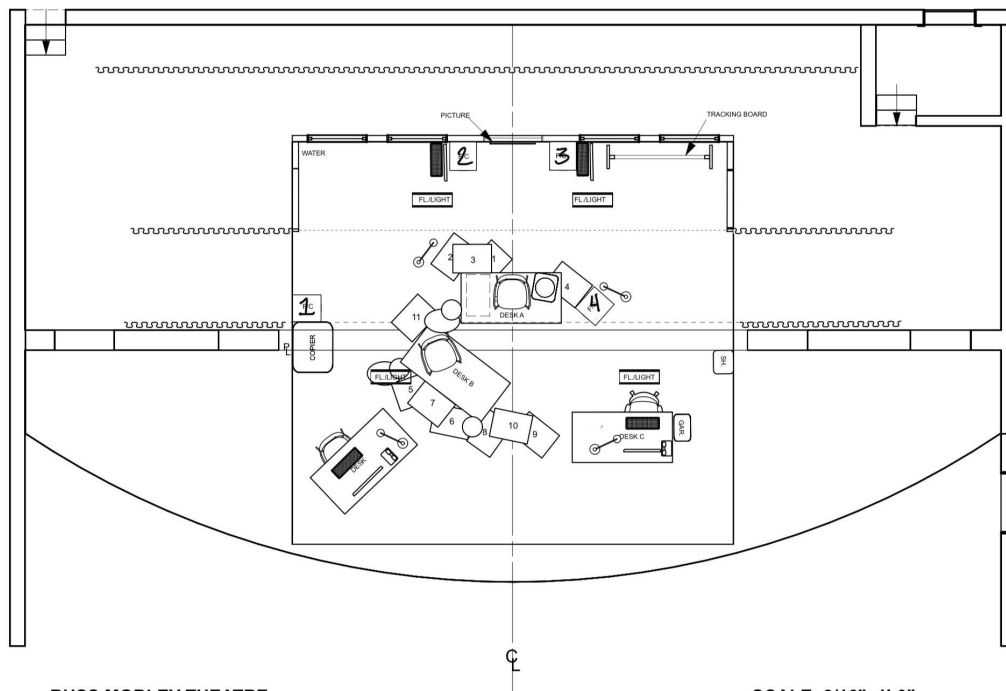
	What	From	To	Who	Notes
Step 1	Desk B	SP	Turned on an ar	Alyssa/Channing	
	Desk A	SP	CS	Charity/Channing	
	Water Cooler	SP	CS	Priscilla	
Step 2	Margaret Desk	SP	Shelf	Alyssa	
	Craig Desk Items	SP	Shelf	Charity	Leave Phone/Castle on desk
Step 3	F/C 4	SP	Next to Desk A	Priscilla/Channing	
	Lamp A	SP	Beside F/C 4	Alyssa	
	T/C A/B	SP		Alyssa	

Shift 2 - Top Of Scene 3 (Onstage)

	What	From	To	Who	
	Paper Box 1	SP		Susan	
	Paper Box 2	SP		Susan	
	Paper Box 3	SP		Susan	

Shift 3 - Midscene 3 (Onstage)

VECTORWORKS EDUCATIONAL VERSION

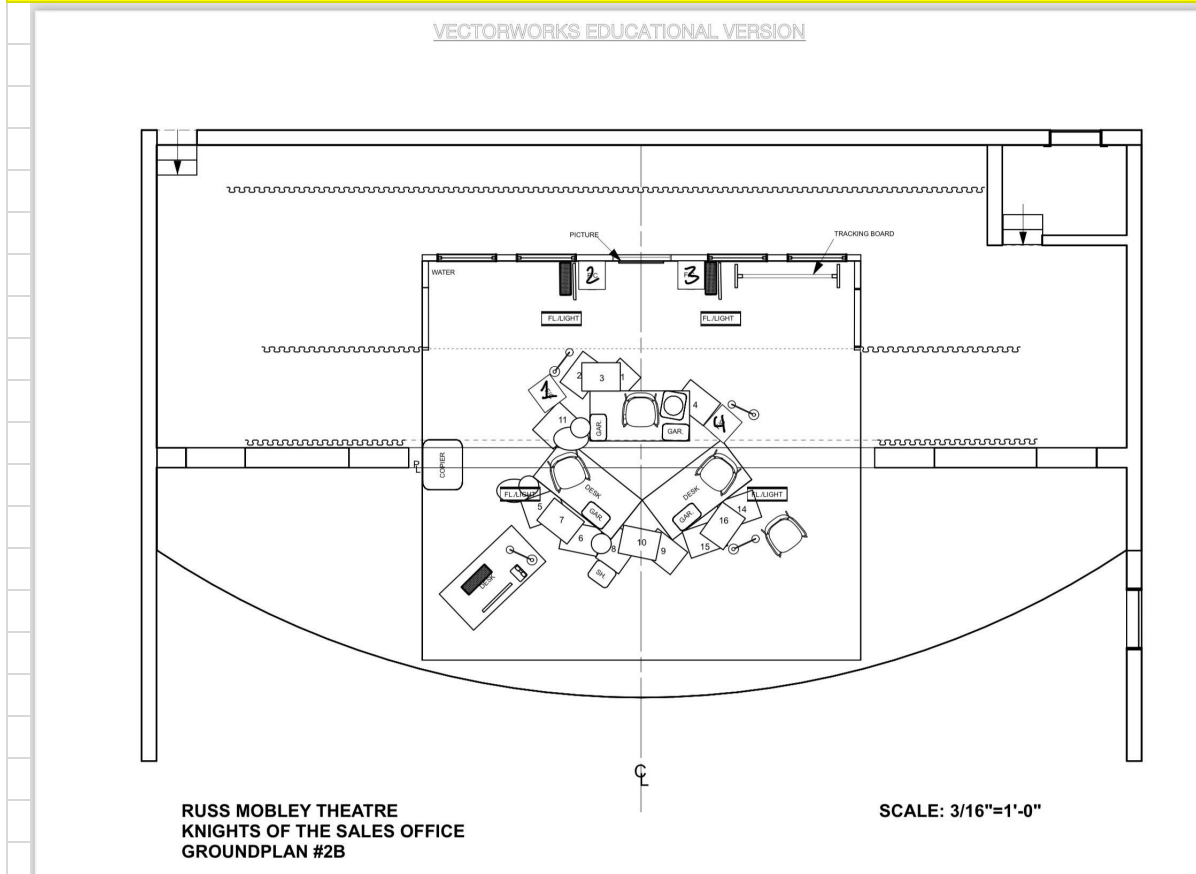


**RUSS MOBLEY THEATRE
KNIGHTS OF THE SALES OFFICE
GROUNDPLAN #2**

SCALE: 3/16"=1'-0"

	What	From	To	Who	
	Desk B			Susan	
	Chair B			Susan	
	Desk D			Susan	
	Chair A			Susan	
	Water Cooler		On top of desk	Susan	

Shift 4 - Scene 3 into Scene 4

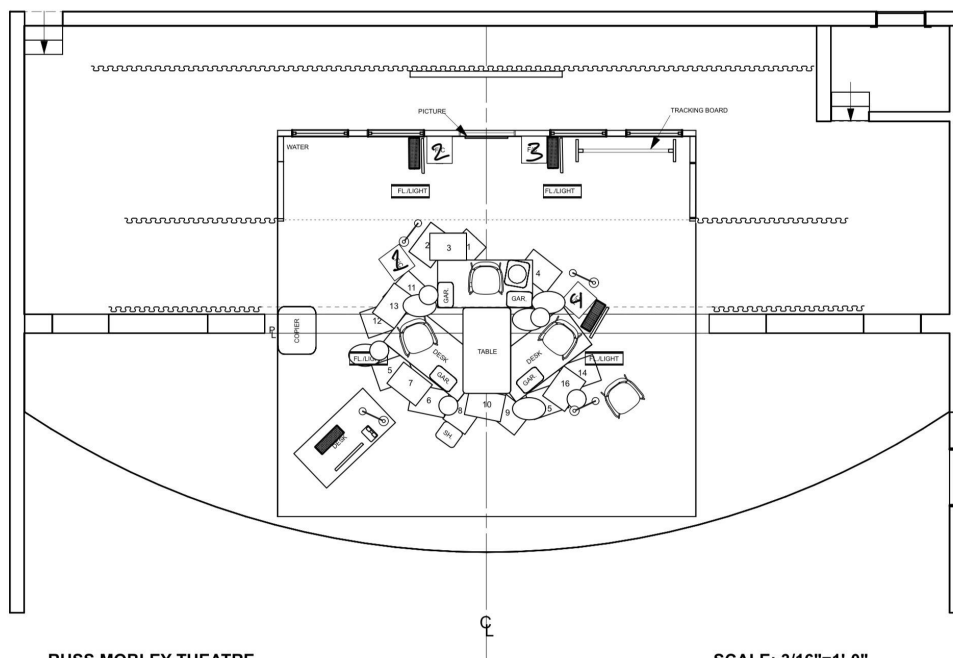


	What	From	To	Who
Step 1	F/C 1	SP	CR, Next to Desk A	Channing/Priscilla
	Lamp B	Desk B	Behind F/C 1	Charity
	Susan Desk Items	Desk C	Shelf	Charity
	Susan's computer	Desk	F/c 1	Charity
	Paper Shredder		beside box 8	Alyssa
Step 2	Desk C	SP		Charity
	Boxes 5 -7			Priscilla
	Boxes 8-10			Channing
Step 3	Chair C	SP	On top of Desk C	Charity
	Katrina	Off-Stage Left	Yellow spike near cord	Alyssa
	Lamp C	SP	In front of box 16	Priscilla
	Phone	Desk C	In front of Boxes 14-16	Alyssa
	T/C Liner	Desk C	Offstage	Charity?
	T/C		On top of Castle	Priscilla- Alyssa- Charity

	3 Edicts		2 Downstage F/C and SL Wall	Channing
--	----------	--	--------------------------------	----------

Shift 5 - Intermission

VECTORWORKS EDUCATIONAL VERSION



	What	From	To	Who
Step 1	Drawbridge		CS	Channing/Priscilla
	Drawbridge rope			Alyssa
Step 2	Trash Bags			Charity/Alyssa
	Chair Pole W/ Flag			Channing
	Boxes 11-13			

PROPS PRESET — NAME	WHERE	WHO
Phone	Back to Desk D fr. Freakout	Charity
All Edicts	2 Upstage F/C, Sales Tracker Chart	Charity
Party-Sized Sub	Behind F/C 1, stood up straight	Charity
Suction Cup Arrow	Behind Paper Shredder	Charity
Rope	Under T/C at Desk C (DSL)	Charity
Paper Cleanup	N/A	ALL CREW

Shift 6 - Midscene 6					
	What	From	To	Who	
	Boxes 11,12,13		SP	Larry	
	T/C D		SR of Desk D	Larry	
	Chair E	Katrin's Home	Break room	Larry	
	Chair E	Break Room	Katrin's Home	Craig	
	Boxes 14,15,16			Susan	
	Boxes 5,6,7			Larry	

Shift 7 - Scene 6 into Scene 7

	What	From	To	Who
Step 1	Boxes			Channing
	Boxes 14,15,16			Channing
	Boxes 5,6,7			Priscilla
	Paper Shredder			Channing
Step 2	T/C D			Priscilla
	Susans Magazines	Backstage	Desk C	Charity
	2 Cake Boxes	Backstage	T/C on Desk A	Charity
	Sword Switch	Bring Clean Sword, Grab Skewered Sword from Colin Onstage	Place Clean Sword Behind Water Cooler, Take Skewered Sword Offstage	Alyssa